



VCU

Course Evaluation Report for PHIL 201-904 CRIT THINKING ABOUT MORAL PROB (Brandon Conley)

Subject Details

Term	Fall 2018
CRN	25953

Response Rate

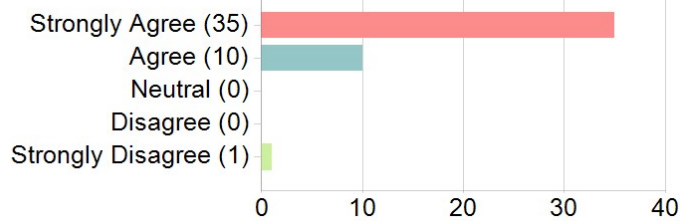
Raters	Students
Responded	47
Invited	104
Response Ratio	45.2%

Questions about instructor (Brandon Conley)

Overall	Value
Mean	4.52
Standard Deviation	0.83

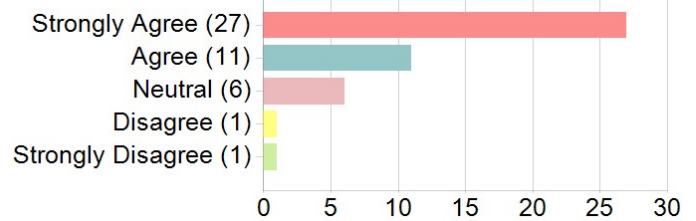
1. The instructor's classroom sessions stimulated my interest in the subject.	2. The instructor was well prepared for each class.																																																																								
<table border="1"> <thead> <tr> <th>Options</th> <th>Score</th> <th>Count</th> <th>Percentage</th> </tr> </thead> <tbody> <tr> <td>Strongly Agree</td> <td>5</td> <td>23</td> <td>50.0%</td> </tr> <tr> <td>Agree</td> <td>4</td> <td>14</td> <td>30.4%</td> </tr> <tr> <td>Neutral</td> <td>3</td> <td>6</td> <td>13.0%</td> </tr> <tr> <td>Disagree</td> <td>2</td> <td>2</td> <td>4.3%</td> </tr> <tr> <td>Strongly Disagree</td> <td>1</td> <td>1</td> <td>2.2%</td> </tr> <tr> <td colspan="3">Statistics</td> <td>Value</td> </tr> <tr> <td colspan="3">Mean</td> <td>4.22</td> </tr> <tr> <td colspan="3">Standard Deviation</td> <td>0.99</td> </tr> </tbody> </table>	Options	Score	Count	Percentage	Strongly Agree	5	23	50.0%	Agree	4	14	30.4%	Neutral	3	6	13.0%	Disagree	2	2	4.3%	Strongly Disagree	1	1	2.2%	Statistics			Value	Mean			4.22	Standard Deviation			0.99	<table border="1"> <thead> <tr> <th>Options</th> <th>Score</th> <th>Count</th> <th>Percentage</th> </tr> </thead> <tbody> <tr> <td>Strongly Agree</td> <td>5</td> <td>29</td> <td>63.0%</td> </tr> <tr> <td>Agree</td> <td>4</td> <td>14</td> <td>30.4%</td> </tr> <tr> <td>Neutral</td> <td>3</td> <td>2</td> <td>4.3%</td> </tr> <tr> <td>Disagree</td> <td>2</td> <td>0</td> <td>0.0%</td> </tr> <tr> <td>Strongly Disagree</td> <td>1</td> <td>1</td> <td>2.2%</td> </tr> <tr> <td colspan="3">Statistics</td> <td>Value</td> </tr> <tr> <td colspan="3">Mean</td> <td>4.52</td> </tr> <tr> <td colspan="3">Standard Deviation</td> <td>0.78</td> </tr> </tbody> </table>	Options	Score	Count	Percentage	Strongly Agree	5	29	63.0%	Agree	4	14	30.4%	Neutral	3	2	4.3%	Disagree	2	0	0.0%	Strongly Disagree	1	1	2.2%	Statistics			Value	Mean			4.52	Standard Deviation			0.78
Options	Score	Count	Percentage																																																																						
Strongly Agree	5	23	50.0%																																																																						
Agree	4	14	30.4%																																																																						
Neutral	3	6	13.0%																																																																						
Disagree	2	2	4.3%																																																																						
Strongly Disagree	1	1	2.2%																																																																						
Statistics			Value																																																																						
Mean			4.22																																																																						
Standard Deviation			0.99																																																																						
Options	Score	Count	Percentage																																																																						
Strongly Agree	5	29	63.0%																																																																						
Agree	4	14	30.4%																																																																						
Neutral	3	2	4.3%																																																																						
Disagree	2	0	0.0%																																																																						
Strongly Disagree	1	1	2.2%																																																																						
Statistics			Value																																																																						
Mean			4.52																																																																						
Standard Deviation			0.78																																																																						
<table border="1"> <thead> <tr> <th>Options</th> <th>Score</th> <th>Count</th> <th>Percentage</th> </tr> </thead> <tbody> <tr> <td>Strongly Agree</td> <td>5</td> <td>31</td> <td>67.4%</td> </tr> <tr> <td>Agree</td> <td>4</td> <td>9</td> <td>19.6%</td> </tr> <tr> <td>Neutral</td> <td>3</td> <td>4</td> <td>8.7%</td> </tr> <tr> <td>Disagree</td> <td>2</td> <td>1</td> <td>2.2%</td> </tr> <tr> <td>Strongly Disagree</td> <td>1</td> <td>1</td> <td>2.2%</td> </tr> <tr> <td colspan="3">Statistics</td> <td>Value</td> </tr> <tr> <td colspan="3">Mean</td> <td>4.48</td> </tr> <tr> <td colspan="3">Standard Deviation</td> <td>0.91</td> </tr> </tbody> </table>	Options	Score	Count	Percentage	Strongly Agree	5	31	67.4%	Agree	4	9	19.6%	Neutral	3	4	8.7%	Disagree	2	1	2.2%	Strongly Disagree	1	1	2.2%	Statistics			Value	Mean			4.48	Standard Deviation			0.91	<table border="1"> <thead> <tr> <th>Options</th> <th>Score</th> <th>Count</th> <th>Percentage</th> </tr> </thead> <tbody> <tr> <td>Strongly Agree</td> <td>5</td> <td>37</td> <td>80.4%</td> </tr> <tr> <td>Agree</td> <td>4</td> <td>8</td> <td>17.4%</td> </tr> <tr> <td>Neutral</td> <td>3</td> <td>0</td> <td>0.0%</td> </tr> <tr> <td>Disagree</td> <td>2</td> <td>0</td> <td>0.0%</td> </tr> <tr> <td>Strongly Disagree</td> <td>1</td> <td>1</td> <td>2.2%</td> </tr> <tr> <td colspan="3">Statistics</td> <td>Value</td> </tr> <tr> <td colspan="3">Mean</td> <td>4.74</td> </tr> <tr> <td colspan="3">Standard Deviation</td> <td>0.68</td> </tr> </tbody> </table>	Options	Score	Count	Percentage	Strongly Agree	5	37	80.4%	Agree	4	8	17.4%	Neutral	3	0	0.0%	Disagree	2	0	0.0%	Strongly Disagree	1	1	2.2%	Statistics			Value	Mean			4.74	Standard Deviation			0.68
Options	Score	Count	Percentage																																																																						
Strongly Agree	5	31	67.4%																																																																						
Agree	4	9	19.6%																																																																						
Neutral	3	4	8.7%																																																																						
Disagree	2	1	2.2%																																																																						
Strongly Disagree	1	1	2.2%																																																																						
Statistics			Value																																																																						
Mean			4.48																																																																						
Standard Deviation			0.91																																																																						
Options	Score	Count	Percentage																																																																						
Strongly Agree	5	37	80.4%																																																																						
Agree	4	8	17.4%																																																																						
Neutral	3	0	0.0%																																																																						
Disagree	2	0	0.0%																																																																						
Strongly Disagree	1	1	2.2%																																																																						
Statistics			Value																																																																						
Mean			4.74																																																																						
Standard Deviation			0.68																																																																						

5. The instructor carefully answered questions raised by students.



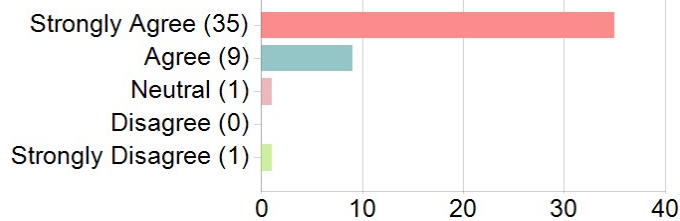
Options	Score	Count	Percentage
Strongly Agree	5	35	76.1%
Agree	4	10	21.7%
Neutral	3	0	0.0%
Disagree	2	0	0.0%
Strongly Disagree	1	1	2.2%
Statistics			Value
Mean			4.70
Standard Deviation			0.70

6. I received useful feedback from the instructor regarding my work in this course.



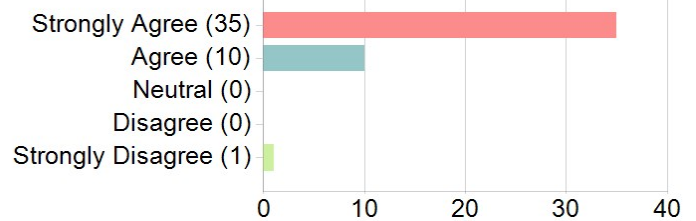
Options	Score	Count	Percentage
Strongly Agree	5	27	58.7%
Agree	4	11	23.9%
Neutral	3	6	13.0%
Disagree	2	1	2.2%
Strongly Disagree	1	1	2.2%
Statistics			Value
Mean			4.35
Standard Deviation			0.95

7. The instructor treated students with respect.



Options	Score	Count	Percentage
Strongly Agree	5	35	76.1%
Agree	4	9	19.6%
Neutral	3	1	2.2%
Disagree	2	0	0.0%
Strongly Disagree	1	1	2.2%
Statistics			Value
Mean			4.67
Standard Deviation			0.73

8. The instructor seemed genuinely interested in what they were teaching.



Options	Score	Count	Percentage
Strongly Agree	5	35	76.1%
Agree	4	10	21.7%
Neutral	3	0	0.0%
Disagree	2	0	0.0%
Strongly Disagree	1	1	2.2%
Statistics			Value
Mean			4.70
Standard Deviation			0.70

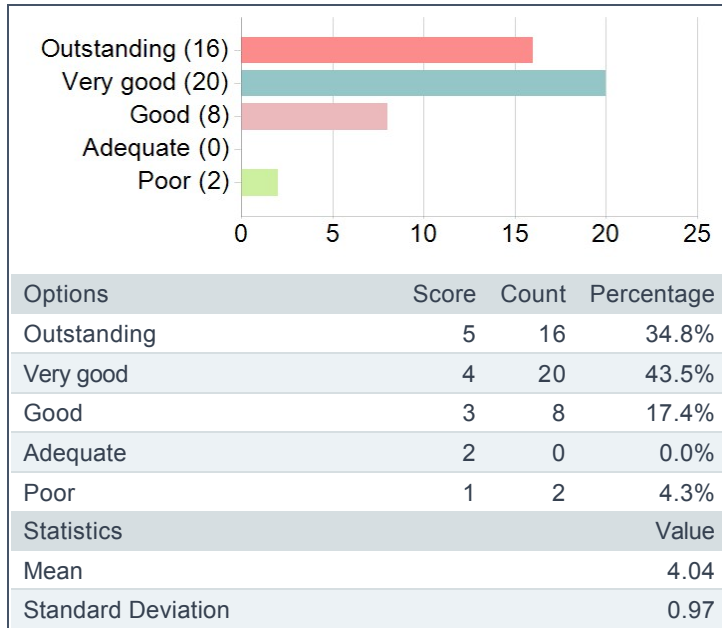
Questions about instructor (Brandon Conley) (continued)

9. The instructor was readily available for consultation with students during office hours or by appointment.				10. The instructor demonstrated applications of course material beyond the classroom.			
Options	Score	Count	Percentage	Options	Score	Count	Percentage
Strongly Agree	5	30	69.8%	Strongly Agree	5	24	52.2%
Agree	4	8	18.6%	Agree	4	15	32.6%
Neutral	3	4	9.3%	Neutral	3	6	13.0%
Disagree	2	0	0.0%	Disagree	2	0	0.0%
Strongly Disagree	1	1	2.3%	Strongly Disagree	1	1	2.2%
Statistics			Value	Statistics			Value
Mean			4.53	Mean			4.33
Standard Deviation			0.85	Standard Deviation			0.87
11. The instructor used online tools to improve learning in the course.				12. The instructor used online learning tools to improve teaching in the course.			
Options	Score	Count	Percentage	Options	Score	Count	Percentage
Strongly Agree	5	29	63.0%	Strongly Agree	5	26	57.8%
Agree	4	14	30.4%	Agree	4	16	35.6%
Neutral	3	1	2.2%	Neutral	3	2	4.4%
Disagree	2	1	2.2%	Disagree	2	0	0.0%
Strongly Disagree	1	1	2.2%	Strongly Disagree	1	1	2.2%
Statistics			Value	Statistics			Value
Mean			4.50	Mean			4.47
Standard Deviation			0.84	Standard Deviation			0.79

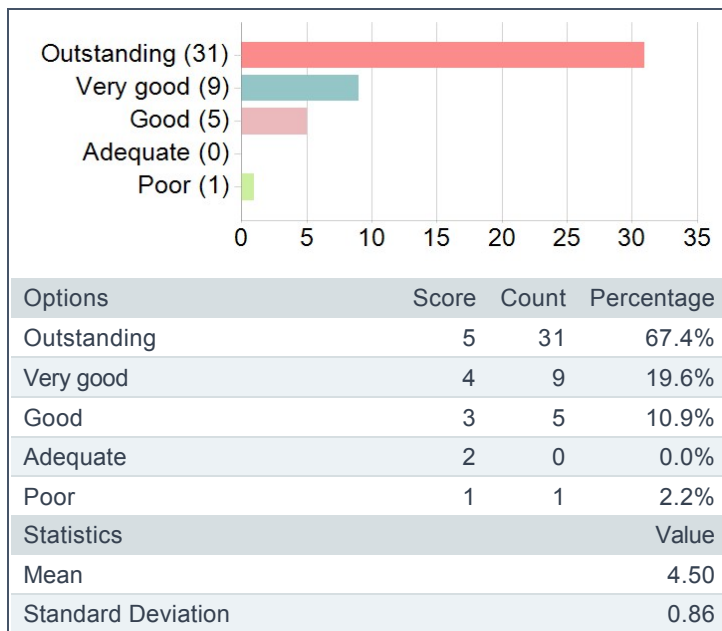
Questions about course

Overall	Value
Mean	4.46
Standard Deviation	0.83

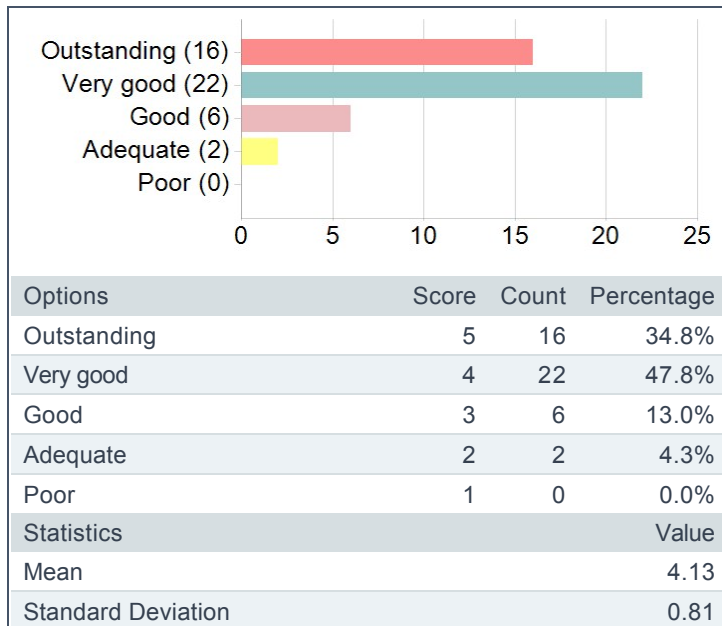
Overall, how would you rate this course?



Overall, how would you rate this instructor (Brandon Conley)?



Relative to your knowledge at the beginning of this course, how would you rate the learning that you have achieved in the subject?



Additional Comments for Brandon Conley

Comments
I felt that participation held too heavy of a weight on the grading scale. Between the reading quizzes and midterm/final, I did very well and would have averaged an A grade. However, because participation holds such a critical grade, I may end up with a C, possibly a D. This could affect my GPA and if I get into my program, which I found ridiculous. Personally, I believe that participation should not be such a big part of the grading scale if students are actively doing the reading quizzes and midterm/final— especially for those who are receiving good grades on them.
loved it!
Excellent professor. Not very fond of philosophy, but would not have wanted to take it with another instructor. The course is very fair and allows students to excel in the subject. Professor Conley always made sure to communicate with his students, responded in a timely manner to emails, and was always specific with assignments. Did not find this work to be tedious because he made the work very interesting and pertain to real events.
He's a very good professor, but philosophy is about discussion and I felt like we never had classroom discussions on anything. And discussions are very helpful in philosophy to understand people's perspectives, and to understand the topics more. And he was very open to questions which was very helpful, but I felt like he talked so much the whole class and didn't leave room for classroom discussion on the topics. But overall a good professor, but just needs to leave room for discussions more in class.
Thank you for your help to understand philosophy easily!
Professor Conley needs to stay at VCU for his entire career. He is an amazing, clever, and I am planning on writing a paper with him next semester. Give him a raise.
He was a great teacher and tried extremely hard to make these easy on his students by giving lots of different options for participation.
I really did enjoy this class, it was relatively easy compared to my other classes and it was interesting! It gave me new perspectives on topics I didn't even know I had an opinion on.
I thought our professor was very interested in all of his lectures and the class had a laid-back environment which made me much more comfortable in the class and I wasn't stressed all the time. He also gave the class many chances to get a good participation grade and I think he really wants everyone to get a good grade because he actually cares. He also sounds very professional talking about philosophy related topics, but when someone commented or asked a question he was very understanding and willing to explain. I thoroughly enjoyed the course. I wish I could take it again.
I really enjoyed not only this class but also Prof. Conley as an individual. He seemed human, and approachable, but also had an outstanding background knowledge of philosophy to bring to the table. I really enjoyed ever part of this course and thought it was

Comments
run really well. My only qualm is that often the due times of pre-class assignments conflicted with my work schedule. That considered, I'm really thankful for the opportunity Prof. Conley provided to reclaim those participation points at the end of the semester. Conley seemed committed to helping his students pass in a fair, and constructive manner.
Professor seemed nervous at times when giving lecture, I think after a few semesters adjusting to the new environment he will succeed.
Professor Conley was a fantastic professor and I was very glad that I was able to have him. I have a previous degree from a different four year institution and I have to say that he was one of the most professional, well versed professors I have ever had. He was clearly a subject matter expert and knew all about his information, however, he never went too deep into a subject where the average student would get lost from the overall information he was supposed to be teaching. He had an emphasis on learning the material and understanding concepts, which was fantastic for anyone who wanted to begin to learn more about philosophy as a whole. The only thing I would personally change about the course would be to take away the option of one class a week. I would have much preferred having two classes or three classes a week split up on separate topics rather than almost three hours once a week. It became difficult to focus later on in the night, and I was interested in the subjects at hand, so I can only imagine how that was for those who weren't as interested as I was. Overall Brandon Conley was a fantastic professor, and I will recommend him to anyone else I know needs to take a course. Hopefully in the future I can have him in a smaller class setting, especially for medical ethics.
Very prepared and he has a passion for what he teaches. nice class
I really enjoyed having you as a professor!
My only comment is that I struggled a little with the assignments being posted so close to class time. I am a part time student who works a full time, 50 hour a week job. Sometimes I only have the weekends to work on school work and there were many times when the quizzes weren't available until later Sunday evening. I felt because of this I didn't have adequate time I needed to digest the info to take quizzes and ask questions.
Professor Conley is a good professor. It was refreshing to see a young professor, however, I think his teaching method in lecture could be revamped. Night classes are not fun and I think him just talking and writing on the board really affects the students' motivation to go to class. The topics are interesting but sitting in lecture feels like torture. I would stick to this method for a while because he is still teaching the course but I would consider making some adjustments to the method of teaching the material.
N/A
Teacher talks a lot about one subject for too long and doesn't get class interacted with each other.
I liked this class structure, especially the way participation was done. Also, the break was extremely helpful and made the long, night class more bearable.



VCU

Course Evaluation Report for PHIL 327-901 NORMATIVE ETHICS (Brandon Conley)

Subject Details

Term	Fall 2018
CRN	35538

Response Rate

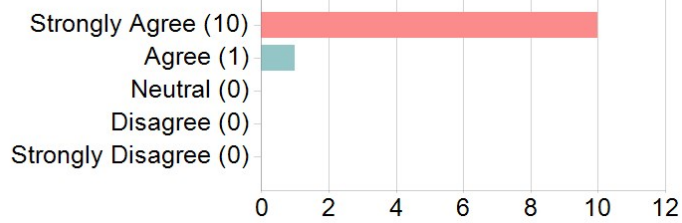
Raters	Students
Responded	11
Invited	18
Response Ratio	61.1%

Questions about instructor (Brandon Conley)

Overall	Value
Mean	4.71
Standard Deviation	0.49

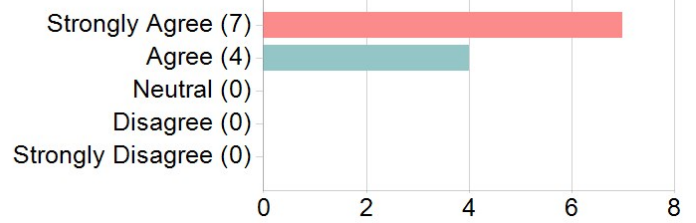
1. The instructor's classroom sessions stimulated my interest in the subject.	2. The instructor was well prepared for each class.																																																																								
<table border="1"> <thead> <tr> <th>Options</th> <th>Score</th> <th>Count</th> <th>Percentage</th> </tr> </thead> <tbody> <tr> <td>Strongly Agree</td> <td>5</td> <td>9</td> <td>81.8%</td> </tr> <tr> <td>Agree</td> <td>4</td> <td>1</td> <td>9.1%</td> </tr> <tr> <td>Neutral</td> <td>3</td> <td>1</td> <td>9.1%</td> </tr> <tr> <td>Disagree</td> <td>2</td> <td>0</td> <td>0.0%</td> </tr> <tr> <td>Strongly Disagree</td> <td>1</td> <td>0</td> <td>0.0%</td> </tr> <tr> <td colspan="3">Statistics</td> <td>Value</td> </tr> <tr> <td colspan="3">Mean</td> <td>4.73</td> </tr> <tr> <td colspan="3">Standard Deviation</td> <td>0.65</td> </tr> </tbody> </table>	Options	Score	Count	Percentage	Strongly Agree	5	9	81.8%	Agree	4	1	9.1%	Neutral	3	1	9.1%	Disagree	2	0	0.0%	Strongly Disagree	1	0	0.0%	Statistics			Value	Mean			4.73	Standard Deviation			0.65	<table border="1"> <thead> <tr> <th>Options</th> <th>Score</th> <th>Count</th> <th>Percentage</th> </tr> </thead> <tbody> <tr> <td>Strongly Agree</td> <td>5</td> <td>8</td> <td>72.7%</td> </tr> <tr> <td>Agree</td> <td>4</td> <td>2</td> <td>18.2%</td> </tr> <tr> <td>Neutral</td> <td>3</td> <td>1</td> <td>9.1%</td> </tr> <tr> <td>Disagree</td> <td>2</td> <td>0</td> <td>0.0%</td> </tr> <tr> <td>Strongly Disagree</td> <td>1</td> <td>0</td> <td>0.0%</td> </tr> <tr> <td colspan="3">Statistics</td> <td>Value</td> </tr> <tr> <td colspan="3">Mean</td> <td>4.64</td> </tr> <tr> <td colspan="3">Standard Deviation</td> <td>0.67</td> </tr> </tbody> </table>	Options	Score	Count	Percentage	Strongly Agree	5	8	72.7%	Agree	4	2	18.2%	Neutral	3	1	9.1%	Disagree	2	0	0.0%	Strongly Disagree	1	0	0.0%	Statistics			Value	Mean			4.64	Standard Deviation			0.67
Options	Score	Count	Percentage																																																																						
Strongly Agree	5	9	81.8%																																																																						
Agree	4	1	9.1%																																																																						
Neutral	3	1	9.1%																																																																						
Disagree	2	0	0.0%																																																																						
Strongly Disagree	1	0	0.0%																																																																						
Statistics			Value																																																																						
Mean			4.73																																																																						
Standard Deviation			0.65																																																																						
Options	Score	Count	Percentage																																																																						
Strongly Agree	5	8	72.7%																																																																						
Agree	4	2	18.2%																																																																						
Neutral	3	1	9.1%																																																																						
Disagree	2	0	0.0%																																																																						
Strongly Disagree	1	0	0.0%																																																																						
Statistics			Value																																																																						
Mean			4.64																																																																						
Standard Deviation			0.67																																																																						
<table border="1"> <thead> <tr> <th>Options</th> <th>Score</th> <th>Count</th> <th>Percentage</th> </tr> </thead> <tbody> <tr> <td>Strongly Agree</td> <td>5</td> <td>8</td> <td>72.7%</td> </tr> <tr> <td>Agree</td> <td>4</td> <td>3</td> <td>27.3%</td> </tr> <tr> <td>Neutral</td> <td>3</td> <td>0</td> <td>0.0%</td> </tr> <tr> <td>Disagree</td> <td>2</td> <td>0</td> <td>0.0%</td> </tr> <tr> <td>Strongly Disagree</td> <td>1</td> <td>0</td> <td>0.0%</td> </tr> <tr> <td colspan="3">Statistics</td> <td>Value</td> </tr> <tr> <td colspan="3">Mean</td> <td>4.73</td> </tr> <tr> <td colspan="3">Standard Deviation</td> <td>0.47</td> </tr> </tbody> </table>	Options	Score	Count	Percentage	Strongly Agree	5	8	72.7%	Agree	4	3	27.3%	Neutral	3	0	0.0%	Disagree	2	0	0.0%	Strongly Disagree	1	0	0.0%	Statistics			Value	Mean			4.73	Standard Deviation			0.47	<table border="1"> <thead> <tr> <th>Options</th> <th>Score</th> <th>Count</th> <th>Percentage</th> </tr> </thead> <tbody> <tr> <td>Strongly Agree</td> <td>5</td> <td>10</td> <td>90.9%</td> </tr> <tr> <td>Agree</td> <td>4</td> <td>1</td> <td>9.1%</td> </tr> <tr> <td>Neutral</td> <td>3</td> <td>0</td> <td>0.0%</td> </tr> <tr> <td>Disagree</td> <td>2</td> <td>0</td> <td>0.0%</td> </tr> <tr> <td>Strongly Disagree</td> <td>1</td> <td>0</td> <td>0.0%</td> </tr> <tr> <td colspan="3">Statistics</td> <td>Value</td> </tr> <tr> <td colspan="3">Mean</td> <td>4.91</td> </tr> <tr> <td colspan="3">Standard Deviation</td> <td>0.30</td> </tr> </tbody> </table>	Options	Score	Count	Percentage	Strongly Agree	5	10	90.9%	Agree	4	1	9.1%	Neutral	3	0	0.0%	Disagree	2	0	0.0%	Strongly Disagree	1	0	0.0%	Statistics			Value	Mean			4.91	Standard Deviation			0.30
Options	Score	Count	Percentage																																																																						
Strongly Agree	5	8	72.7%																																																																						
Agree	4	3	27.3%																																																																						
Neutral	3	0	0.0%																																																																						
Disagree	2	0	0.0%																																																																						
Strongly Disagree	1	0	0.0%																																																																						
Statistics			Value																																																																						
Mean			4.73																																																																						
Standard Deviation			0.47																																																																						
Options	Score	Count	Percentage																																																																						
Strongly Agree	5	10	90.9%																																																																						
Agree	4	1	9.1%																																																																						
Neutral	3	0	0.0%																																																																						
Disagree	2	0	0.0%																																																																						
Strongly Disagree	1	0	0.0%																																																																						
Statistics			Value																																																																						
Mean			4.91																																																																						
Standard Deviation			0.30																																																																						
<p>3. The instructor expressed ideas clearly.</p>	<p>4. The instructor encouraged students to feel free to ask questions.</p>																																																																								

5. The instructor carefully answered questions raised by students.



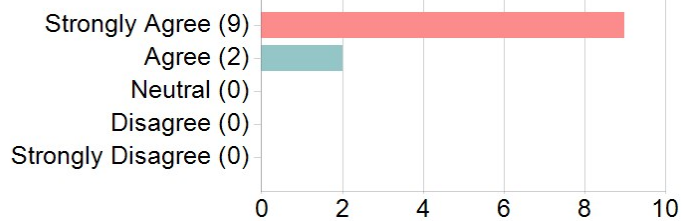
Options	Score	Count	Percentage
Strongly Agree	5	10	90.9%
Agree	4	1	9.1%
Neutral	3	0	0.0%
Disagree	2	0	0.0%
Strongly Disagree	1	0	0.0%
Statistics			Value
Mean			4.91
Standard Deviation			0.30

6. I received useful feedback from the instructor regarding my work in this course.



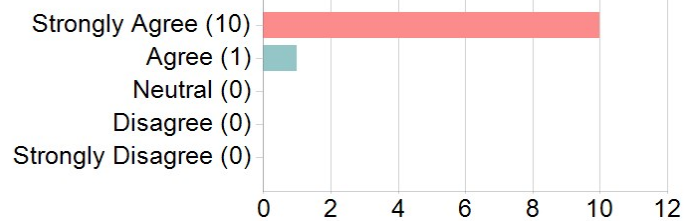
Options	Score	Count	Percentage
Strongly Agree	5	7	63.6%
Agree	4	4	36.4%
Neutral	3	0	0.0%
Disagree	2	0	0.0%
Strongly Disagree	1	0	0.0%
Statistics			Value
Mean			4.64
Standard Deviation			0.50

7. The instructor treated students with respect.



Options	Score	Count	Percentage
Strongly Agree	5	9	81.8%
Agree	4	2	18.2%
Neutral	3	0	0.0%
Disagree	2	0	0.0%
Strongly Disagree	1	0	0.0%
Statistics			Value
Mean			4.82
Standard Deviation			0.40

8. The instructor seemed genuinely interested in what they were teaching.



Options	Score	Count	Percentage
Strongly Agree	5	10	90.9%
Agree	4	1	9.1%
Neutral	3	0	0.0%
Disagree	2	0	0.0%
Strongly Disagree	1	0	0.0%
Statistics			Value
Mean			4.91
Standard Deviation			0.30

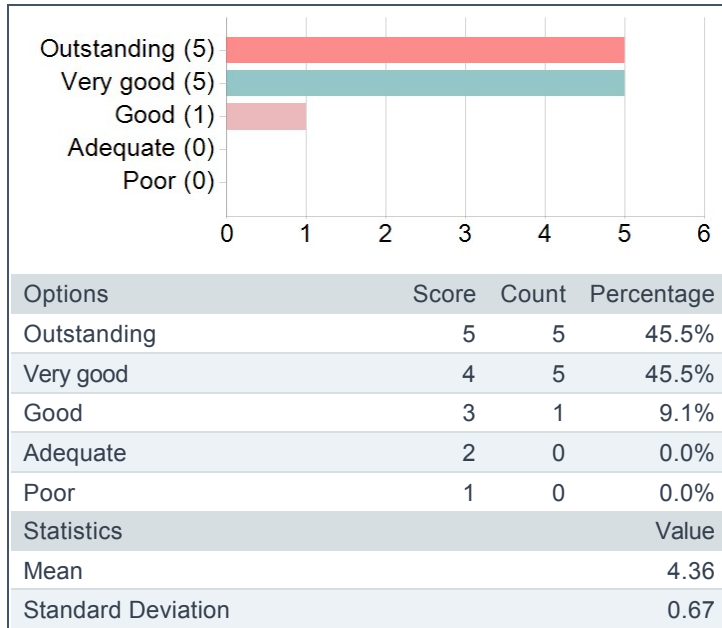
Questions about instructor (Brandon Conley) (continued)

9. The instructor was readily available for consultation with students during office hours or by appointment.				10. The instructor demonstrated applications of course material beyond the classroom.			
Options	Score	Count	Percentage	Options	Score	Count	Percentage
Strongly Agree	5	5	55.6%	Strongly Agree	5	5	45.5%
Agree	4	4	44.4%	Agree	4	6	54.5%
Neutral	3	0	0.0%	Neutral	3	0	0.0%
Disagree	2	0	0.0%	Disagree	2	0	0.0%
Strongly Disagree	1	0	0.0%	Strongly Disagree	1	0	0.0%
Statistics			Value	Statistics			Value
Mean			4.56	Mean			4.45
Standard Deviation			0.53	Standard Deviation			0.52
11. The instructor used online tools to improve learning in the course.				12. The instructor used online learning tools to improve teaching in the course.			
Options	Score	Count	Percentage	Options	Score	Count	Percentage
Strongly Agree	5	6	60.0%	Strongly Agree	5	6	60.0%
Agree	4	4	40.0%	Agree	4	4	40.0%
Neutral	3	0	0.0%	Neutral	3	0	0.0%
Disagree	2	0	0.0%	Disagree	2	0	0.0%
Strongly Disagree	1	0	0.0%	Strongly Disagree	1	0	0.0%
Statistics			Value	Statistics			Value
Mean			4.60	Mean			4.60
Standard Deviation			0.52	Standard Deviation			0.52

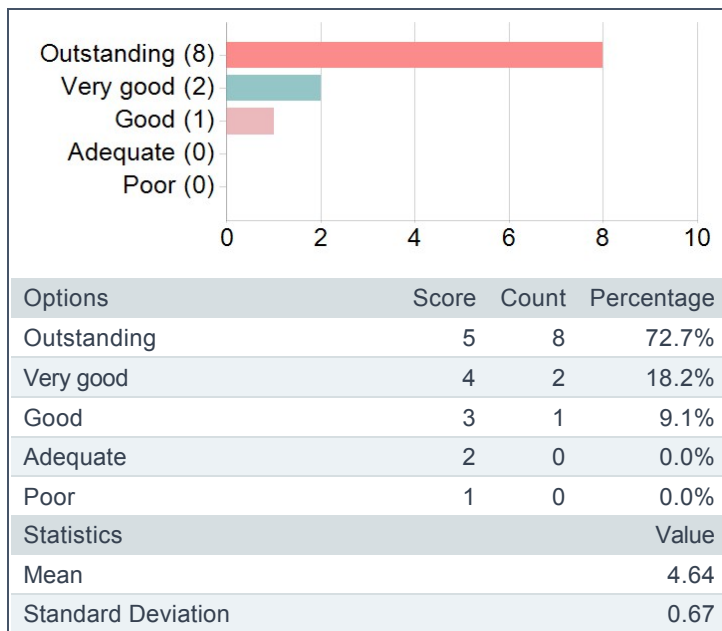
Questions about course

Overall	Value
Mean	4.69
Standard Deviation	0.49

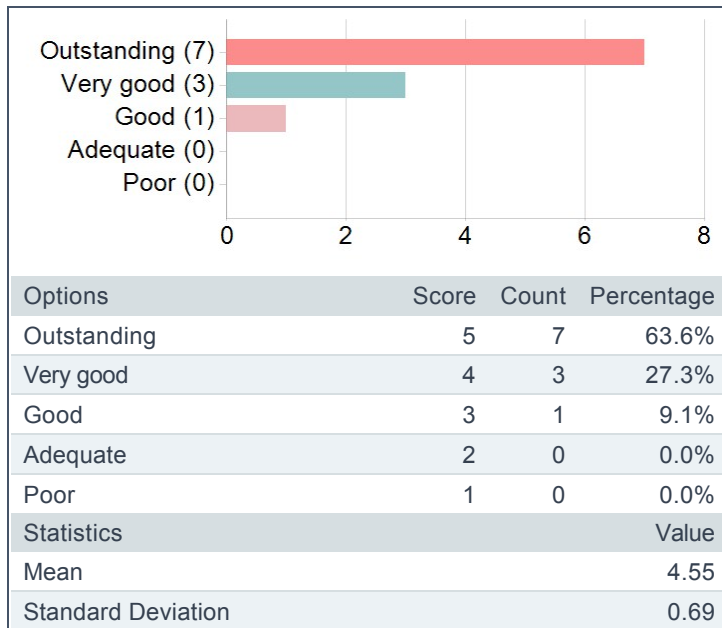
Overall, how would you rate this course?



Overall, how would you rate this instructor (Brandon Conley)?



Relative to your knowledge at the beginning of this course, how would you rate the learning that you have achieved in the subject?



Additional Comments for Brandon Conley

Comments
Dr. Conley was a great Professor. Even though he is younger in the profession he is already phenomenal at lesson planning, constructively assigning coursework, and engaging the class. It saddens me that he is not a professor who will be at vcu for years to come. Incredible class.
Enjoyed this class very much and Professor Conley! Only thing I would change about this course is more discussion posts on Blackboard. I find many of my peers have a hard time formulating our thoughts in class, but with the opportunity for an online discussion board, it would broaden our knowledge hearing from other students' formulated thoughts.
I truly enjoyed this class however, the reading was entirely too much. I had more reading for this class than all my others combined. It made me enjoy the class and material less because it was a bit overwhelming at times. I love your teaching style but the notecards for participation are distracting and if I show up to class every week I feel it is unfair to take points away from me for not speaking in class when others are so eager and willing to.
I loved this class, talked about it all the time to my friends– and would do the readings out loud cause my room mates were interested
Professor Conley is always well organized and does a great job at clearly answering students questions. He gives helpful feedback on assignments allowing for students to improve in the future. He has been a great professor and I think VCU should keep him for longer than a year. He has been one of the best philosophy teachers I have had at VCU!
Professor Conley is an outstanding professor! He is very dedicated to his profession, and he is very knowledgeable about ethics and philosophy in general. The only thing that I think could be improved is that class discussions could be facilitated a little better. Other than that, I think the class went amazing! I'm thankful that I had the opportunity to take this class!
Conley is a phenomenal prof who really cares about his students and philosophy.



VCU

Course Evaluation Report for PHIL 201-904 CRIT THINKING ABOUT MORAL PROB (Brandon Conley)

Subject Details

Term	Spring 2019
CRN	37740

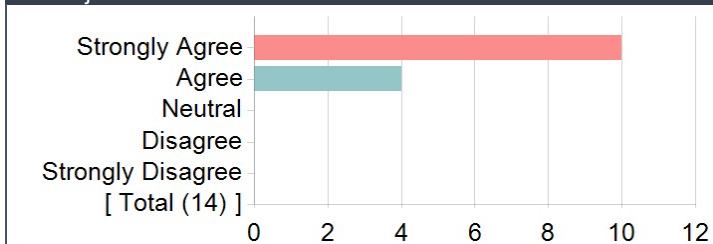
Response Rate

Raters	Students
Responded	14
Invited	38
Response Ratio	36.8%

Questions about instructor (Brandon Conley)

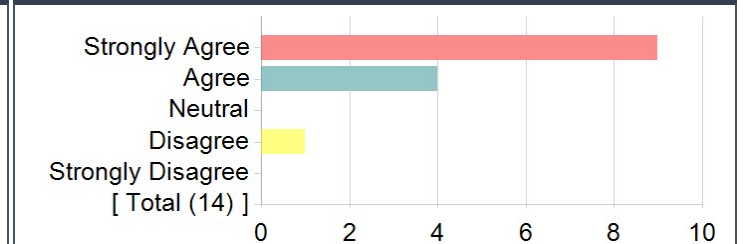
Overall	Value
Mean	4.73
Standard Deviation	0.57

1. The instructor's classroom sessions stimulated my interest in the subject.



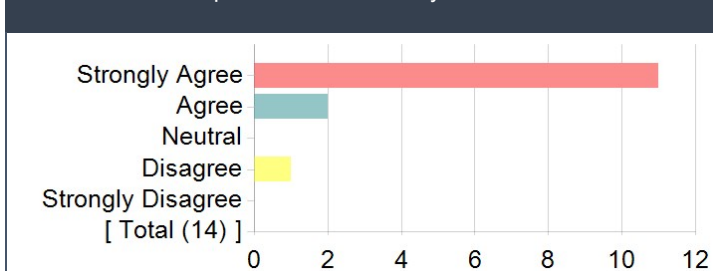
Options	Score	Count	Percentage
Strongly Agree	5	10	71.4%
Agree	4	4	28.6%
Neutral	3	0	0.0%
Disagree	2	0	0.0%
Strongly Disagree	1	0	0.0%
Statistics			Value
Mean			4.71
Standard Deviation			0.47

2. The instructor was well prepared for each class.



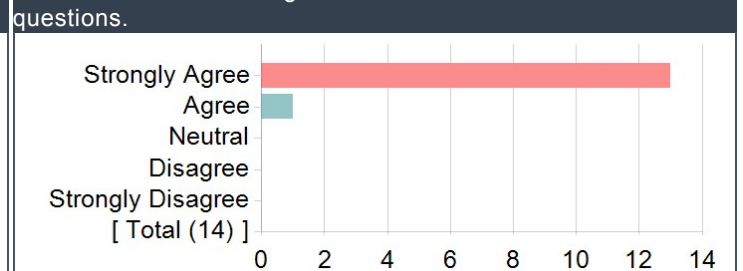
Options	Score	Count	Percentage
Strongly Agree	5	9	64.3%
Agree	4	4	28.6%
Neutral	3	0	0.0%
Disagree	2	1	7.1%
Strongly Disagree	1	0	0.0%
Statistics			Value
Mean			4.50
Standard Deviation			0.85

3. The instructor expressed ideas clearly.



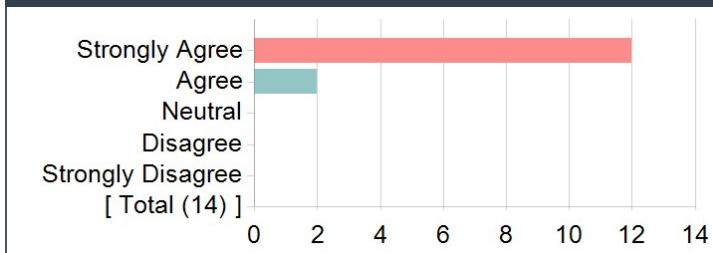
Options	Score	Count	Percentage
Strongly Agree	5	11	78.6%
Agree	4	2	14.3%
Neutral	3	0	0.0%
Disagree	2	1	7.1%
Strongly Disagree	1	0	0.0%
Statistics			Value
Mean			4.64
Standard Deviation			0.84

4. The instructor encouraged students to feel free to ask questions.



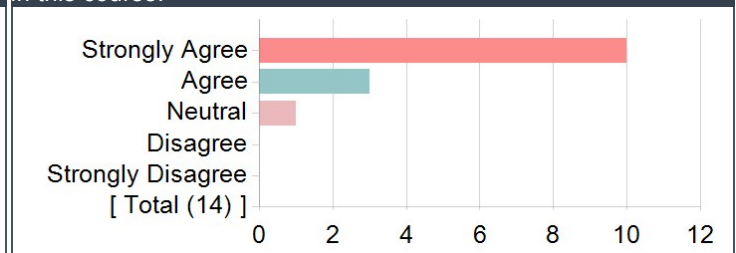
Options	Score	Count	Percentage
Strongly Agree	5	13	92.9%
Agree	4	1	7.1%
Neutral	3	0	0.0%
Disagree	2	0	0.0%
Strongly Disagree	1	0	0.0%
Statistics			Value
Mean			4.93
Standard Deviation			0.27

5. The instructor carefully answered questions raised by students.



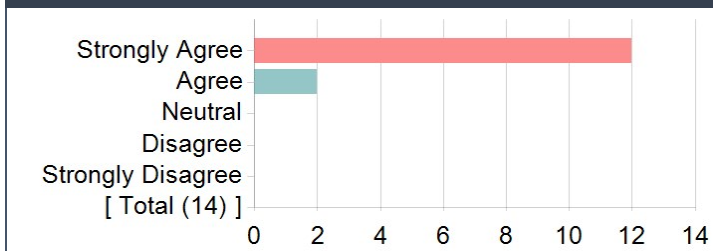
Options	Score	Count	Percentage
Strongly Agree	5	12	85.7%
Agree	4	2	14.3%
Neutral	3	0	0.0%
Disagree	2	0	0.0%
Strongly Disagree	1	0	0.0%
Statistics			Value
Mean			4.86
Standard Deviation			0.36

6. I received useful feedback from the instructor regarding my work in this course.



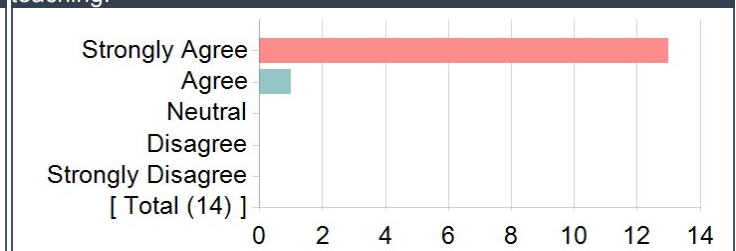
Options	Score	Count	Percentage
Strongly Agree	5	10	71.4%
Agree	4	3	21.4%
Neutral	3	1	7.1%
Disagree	2	0	0.0%
Strongly Disagree	1	0	0.0%
Statistics			Value
Mean			4.64
Standard Deviation			0.63

7. The instructor treated students with respect.



Options	Score	Count	Percentage
Strongly Agree	5	12	85.7%
Agree	4	2	14.3%
Neutral	3	0	0.0%
Disagree	2	0	0.0%
Strongly Disagree	1	0	0.0%
Statistics			Value
Mean			4.86
Standard Deviation			0.36

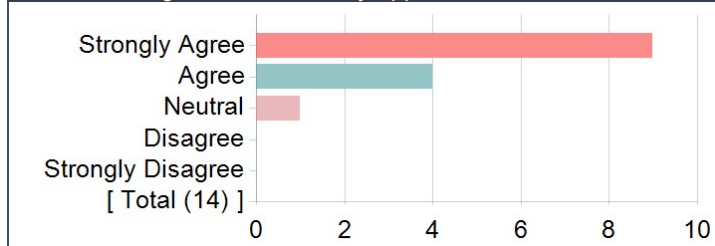
8. The instructor seemed genuinely interested in what they were teaching.



Options	Score	Count	Percentage
Strongly Agree	5	13	92.9%
Agree	4	1	7.1%
Neutral	3	0	0.0%
Disagree	2	0	0.0%
Strongly Disagree	1	0	0.0%
Statistics			Value
Mean			4.93
Standard Deviation			0.27

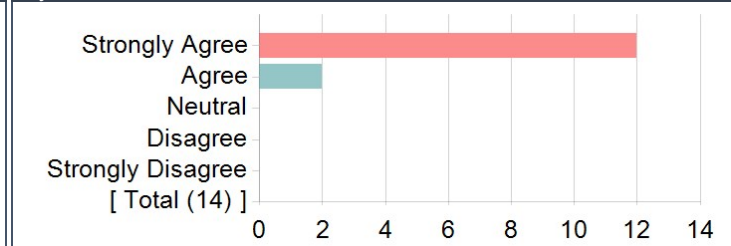
Questions about instructor (Brandon Conley) (continued)

9. The instructor was readily available for consultation with students during office hours or by appointment.



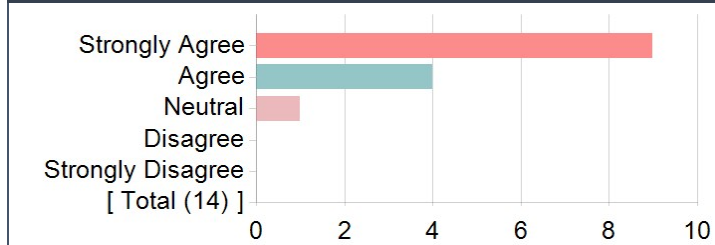
Options	Score	Count	Percentage
Strongly Agree	5	9	64.3%
Agree	4	4	28.6%
Neutral	3	1	7.1%
Disagree	2	0	0.0%
Strongly Disagree	1	0	0.0%
Statistics			Value
Mean			4.57
Standard Deviation			0.65

10. The instructor demonstrated applications of course material beyond the classroom.



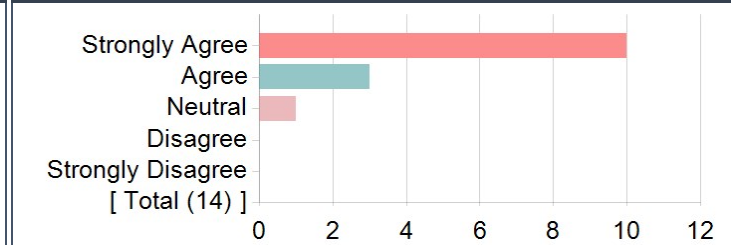
Options	Score	Count	Percentage
Strongly Agree	5	12	85.7%
Agree	4	2	14.3%
Neutral	3	0	0.0%
Disagree	2	0	0.0%
Strongly Disagree	1	0	0.0%
Statistics			Value
Mean			4.86
Standard Deviation			0.36

11. The instructor used online tools to improve learning in the course.



Options	Score	Count	Percentage
Strongly Agree	5	9	64.3%
Agree	4	4	28.6%
Neutral	3	1	7.1%
Disagree	2	0	0.0%
Strongly Disagree	1	0	0.0%
Statistics			Value
Mean			4.57
Standard Deviation			0.65

12. The instructor used online learning tools to improve teaching in the course.

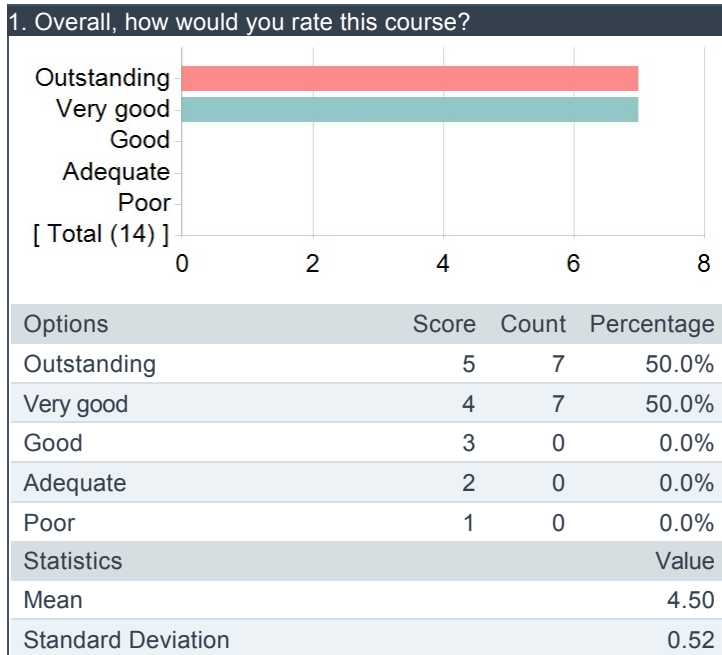


Options	Score	Count	Percentage
Strongly Agree	5	10	71.4%
Agree	4	3	21.4%
Neutral	3	1	7.1%
Disagree	2	0	0.0%
Strongly Disagree	1	0	0.0%
Statistics			Value
Mean			4.64
Standard Deviation			0.63

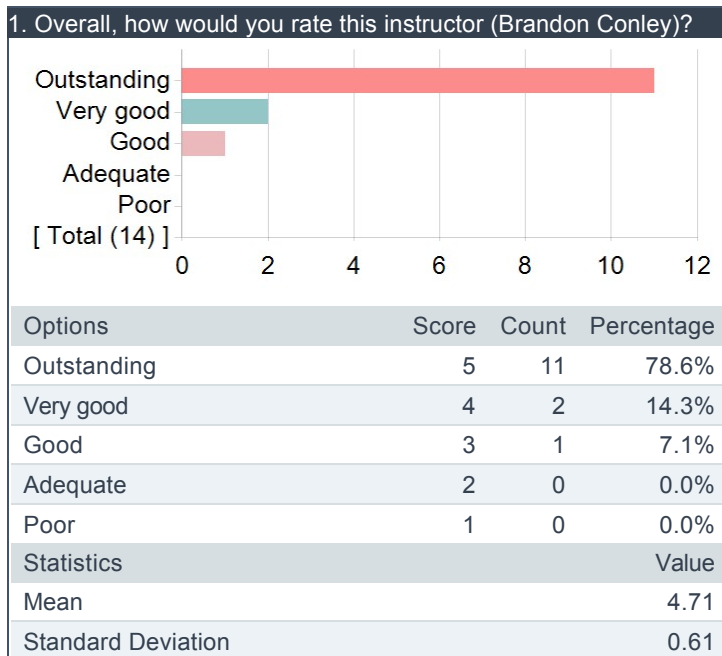
Questions about course

Overall	Value
Mean	4.68
Standard Deviation	0.56

Overall, how would you rate this course?

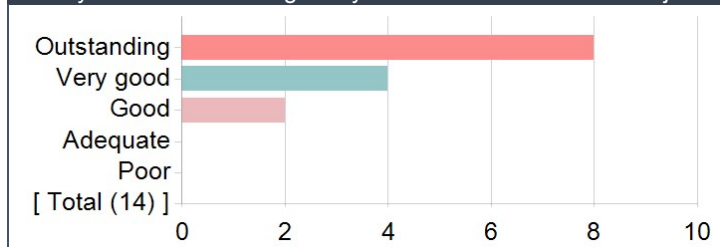


Overall, how would you rate this instructor (Brandon Conley)?



Relative to your knowledge at the beginning of this course, how would you rate the learning that you have achieved in the subject?

1. Relative to your knowledge at the beginning of this course, how would you rate the learning that you have achieved in the subject?



Options	Score	Count	Percentage
Outstanding	5	8	57.1%
Very good	4	4	28.6%
Good	3	2	14.3%
Adequate	2	0	0.0%
Poor	1	0	0.0%
Statistics			Value
Mean			4.43
Standard Deviation			0.76

Additional Comments for Brandon Conley

Comments
Loved the class. Lecture planning was well thought out.
Conley is such a sweet, caring person, it's such a shame he's just a visiting professor!
Dr. Conley was an amazing educator and i wish him well at his next position. Where ever he goes, he will surely do well.
when i read his quizzes i learned how to cryed :(



VCU

Course Evaluation Report for PHIL 201-909 CRIT THINKING ABOUT MORAL PROB (Brandon Conley)

Subject Details

Term	Spring 2019
CRN	38035

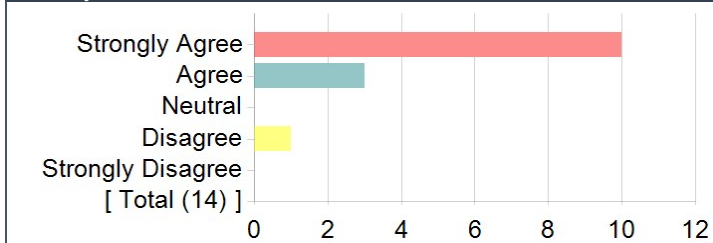
Response Rate

Raters	Students
Responded	15
Invited	45
Response Ratio	33.3%

Questions about instructor (Brandon Conley)

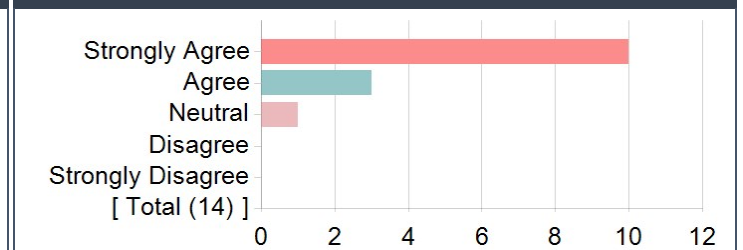
Overall	Value
Mean	4.67
Standard Deviation	0.64

1. The instructor's classroom sessions stimulated my interest in the subject.



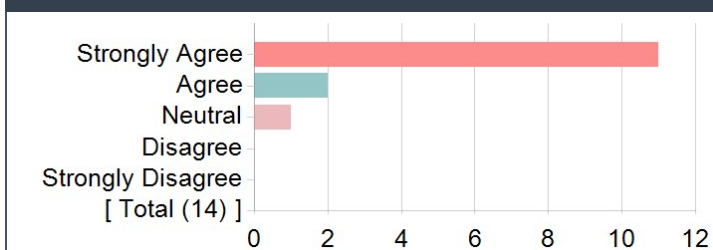
Options	Score	Count	Percentage
Strongly Agree	5	10	71.4%
Agree	4	3	21.4%
Neutral	3	0	0.0%
Disagree	2	1	7.1%
Strongly Disagree	1	0	0.0%
Statistics	Value		
Mean	4.57		
Standard Deviation	0.85		

2. The instructor was well prepared for each class.



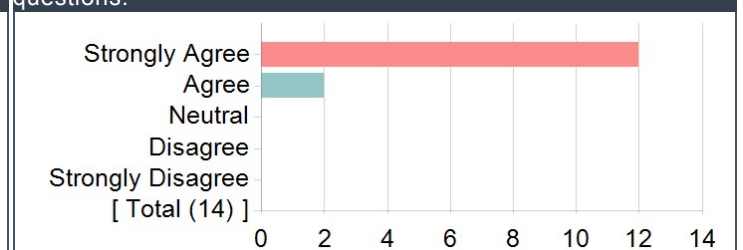
Options	Score	Count	Percentage
Strongly Agree	5	10	71.4%
Agree	4	3	21.4%
Neutral	3	1	7.1%
Disagree	2	0	0.0%
Strongly Disagree	1	0	0.0%
Statistics	Value		
Mean	4.64		
Standard Deviation	0.63		

3. The instructor expressed ideas clearly.



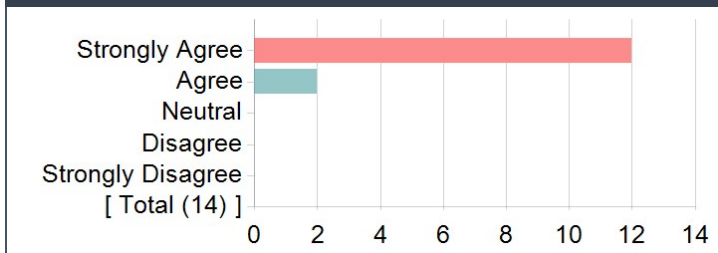
Options	Score	Count	Percentage
Strongly Agree	5	11	78.6%
Agree	4	2	14.3%
Neutral	3	1	7.1%
Disagree	2	0	0.0%
Strongly Disagree	1	0	0.0%
Statistics	Value		
Mean	4.71		
Standard Deviation	0.61		

4. The instructor encouraged students to feel free to ask questions.



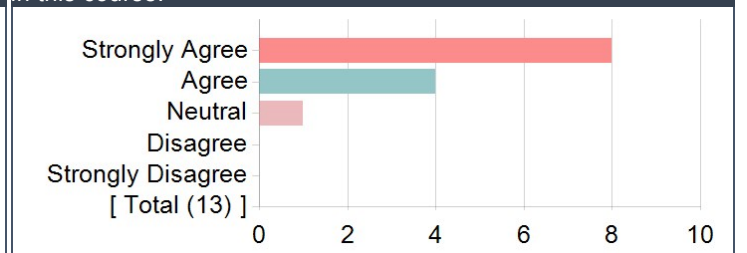
Options	Score	Count	Percentage
Strongly Agree	5	12	85.7%
Agree	4	2	14.3%
Neutral	3	0	0.0%
Disagree	2	0	0.0%
Strongly Disagree	1	0	0.0%
Statistics	Value		
Mean	4.86		
Standard Deviation	0.36		

5. The instructor carefully answered questions raised by students.



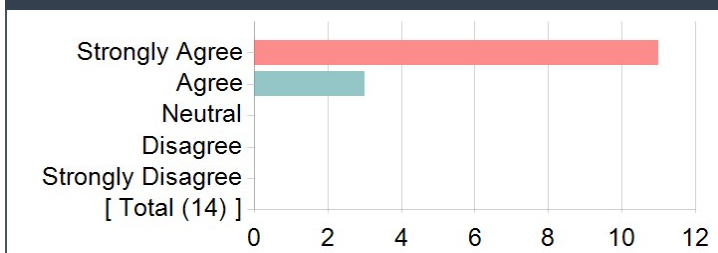
Options	Score	Count	Percentage
Strongly Agree	5	12	85.7%
Agree	4	2	14.3%
Neutral	3	0	0.0%
Disagree	2	0	0.0%
Strongly Disagree	1	0	0.0%
Statistics			Value
Mean			4.86
Standard Deviation			0.36

6. I received useful feedback from the instructor regarding my work in this course.



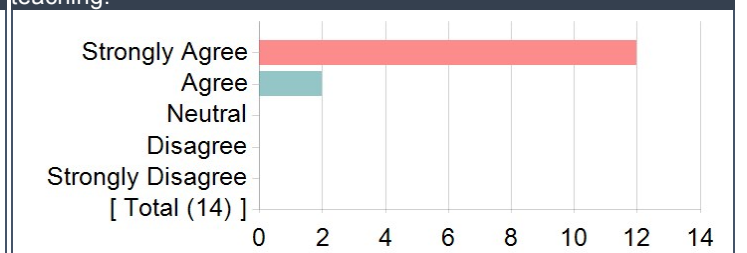
Options	Score	Count	Percentage
Strongly Agree	5	8	61.5%
Agree	4	4	30.8%
Neutral	3	1	7.7%
Disagree	2	0	0.0%
Strongly Disagree	1	0	0.0%
Statistics			Value
Mean			4.54
Standard Deviation			0.66

7. The instructor treated students with respect.



Options	Score	Count	Percentage
Strongly Agree	5	11	78.6%
Agree	4	3	21.4%
Neutral	3	0	0.0%
Disagree	2	0	0.0%
Strongly Disagree	1	0	0.0%
Statistics			Value
Mean			4.79
Standard Deviation			0.43

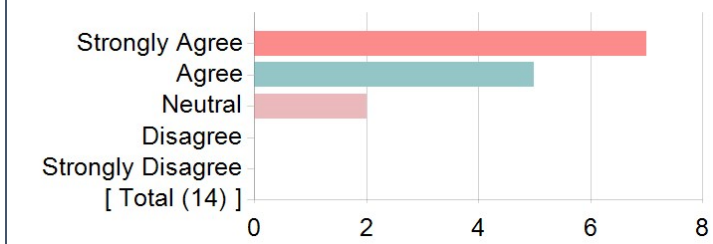
8. The instructor seemed genuinely interested in what they were teaching.



Options	Score	Count	Percentage
Strongly Agree	5	12	85.7%
Agree	4	2	14.3%
Neutral	3	0	0.0%
Disagree	2	0	0.0%
Strongly Disagree	1	0	0.0%
Statistics			Value
Mean			4.86
Standard Deviation			0.36

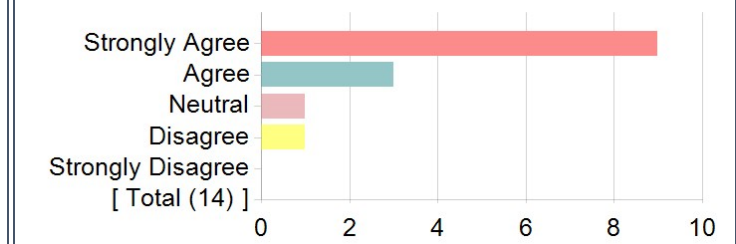
Questions about instructor (Brandon Conley) (continued)

9. The instructor was readily available for consultation with students during office hours or by appointment.



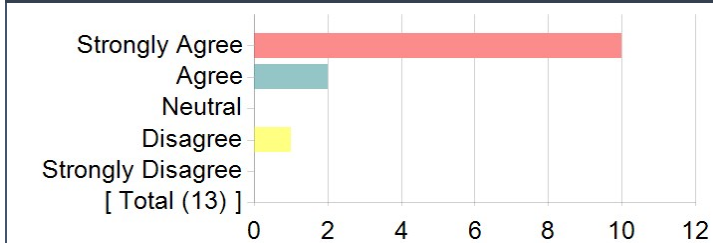
Options	Score	Count	Percentage
Strongly Agree	5	7	50.0%
Agree	4	5	35.7%
Neutral	3	2	14.3%
Disagree	2	0	0.0%
Strongly Disagree	1	0	0.0%
Statistics			Value
Mean			4.36
Standard Deviation			0.74

10. The instructor demonstrated applications of course material beyond the classroom.



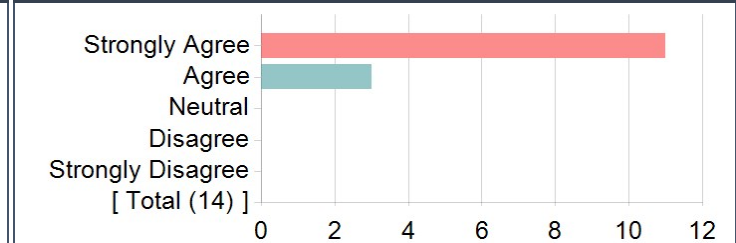
Options	Score	Count	Percentage
Strongly Agree	5	9	64.3%
Agree	4	3	21.4%
Neutral	3	1	7.1%
Disagree	2	1	7.1%
Strongly Disagree	1	0	0.0%
Statistics			Value
Mean			4.43
Standard Deviation			0.94

11. The instructor used online tools to improve learning in the course.



Options	Score	Count	Percentage
Strongly Agree	5	10	76.9%
Agree	4	2	15.4%
Neutral	3	0	0.0%
Disagree	2	1	7.7%
Strongly Disagree	1	0	0.0%
Statistics			Value
Mean			4.62
Standard Deviation			0.87

12. The instructor used online learning tools to improve teaching in the course.

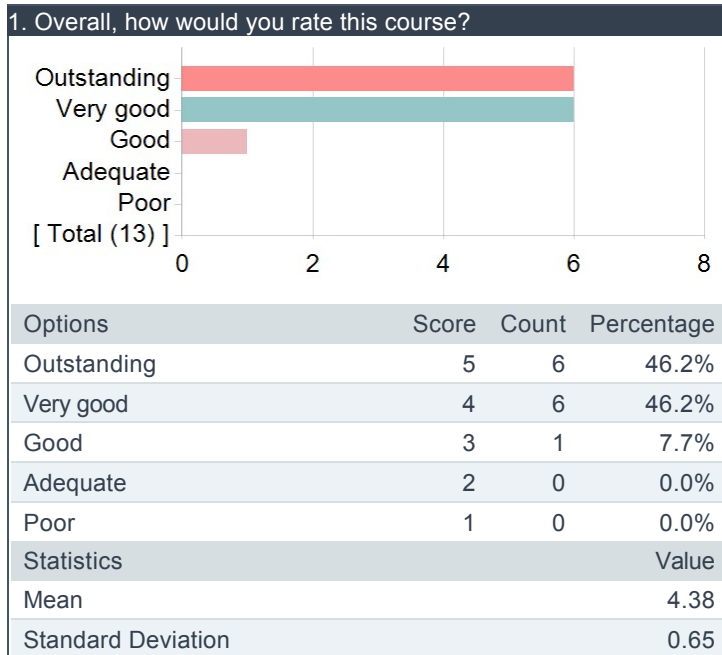


Options	Score	Count	Percentage
Strongly Agree	5	11	78.6%
Agree	4	3	21.4%
Neutral	3	0	0.0%
Disagree	2	0	0.0%
Strongly Disagree	1	0	0.0%
Statistics			Value
Mean			4.79
Standard Deviation			0.43

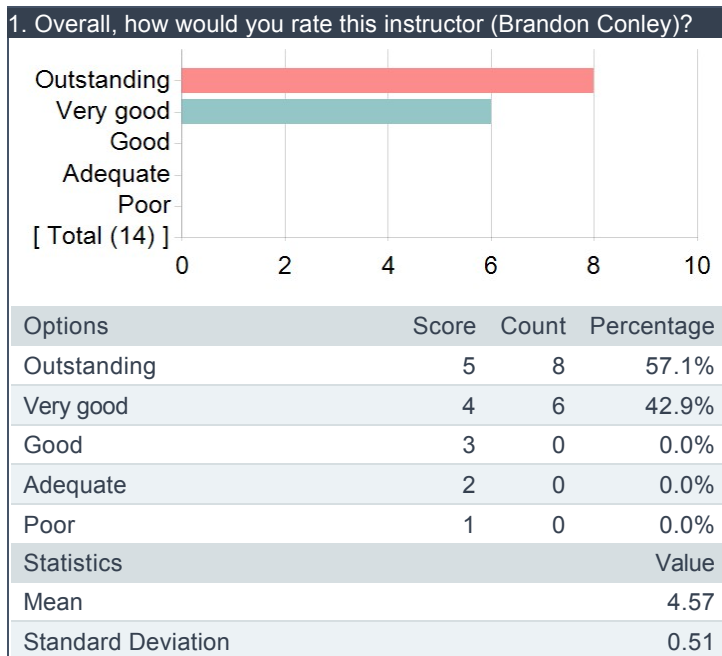
Questions about course

Overall	Value
Mean	4.84
Standard Deviation	0.37

Overall, how would you rate this course?

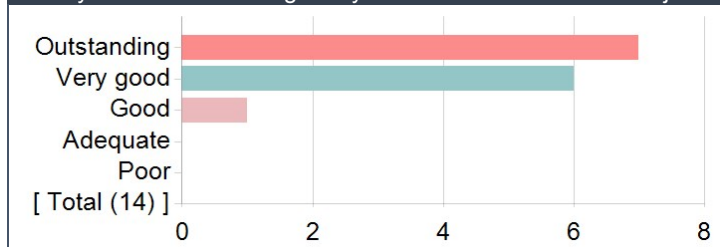


Overall, how would you rate this instructor (Brandon Conley)?



Relative to your knowledge at the beginning of this course, how would you rate the learning that you have achieved in the subject?

1. Relative to your knowledge at the beginning of this course, how would you rate the learning that you have achieved in the subject?



Options	Score	Count	Percentage
Outstanding	5	7	50.0%
Very good	4	6	42.9%
Good	3	1	7.1%
Adequate	2	0	0.0%
Poor	1	0	0.0%
Statistics	Value		
Mean	4.43		
Standard Deviation	0.65		

Additional Comments for Brandon Conley

Comments
Made the class interesting each time. Also kept the class engaged with other sources besides the readings
I just wanted to say I really liked Mr.Conley's way of teaching and his approach to how attendance works. He made it so we were well prepared for the midterm and the final exam and if you failed either of those you just did not study at all.
Each week felt like a different class because we would go over a different topic and I feel that it added to the overall good atmosphere of the course. You made learning this material exciting because you seemed excited to teach it.



VCU

Course Evaluation Report for PHIL 335-901 SOC & POLITICAL PHIL WI (Brandon Conley)

Subject Details

Term	Spring 2019
CRN	34724

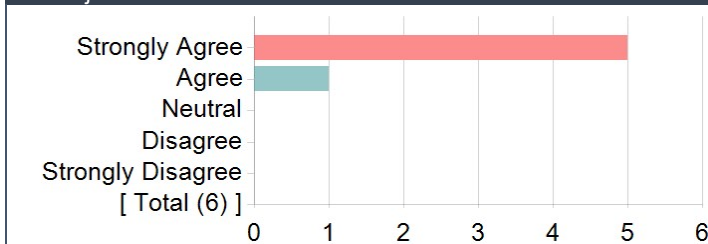
Response Rate

Raters	Students
Responded	6
Invited	21
Response Ratio	28.6%

Questions about instructor (Brandon Conley)

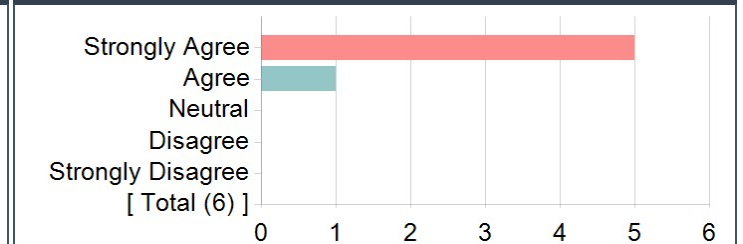
Overall	Value
Mean	4.88
Standard Deviation	0.44

1. The instructor's classroom sessions stimulated my interest in the subject.



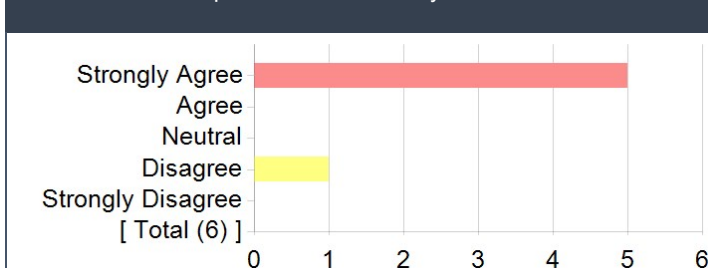
Options	Score	Count	Percentage
Strongly Agree	5	5	83.3%
Agree	4	1	16.7%
Neutral	3	0	0.0%
Disagree	2	0	0.0%
Strongly Disagree	1	0	0.0%
Statistics			Value
Mean			4.83
Standard Deviation			0.41

2. The instructor was well prepared for each class.



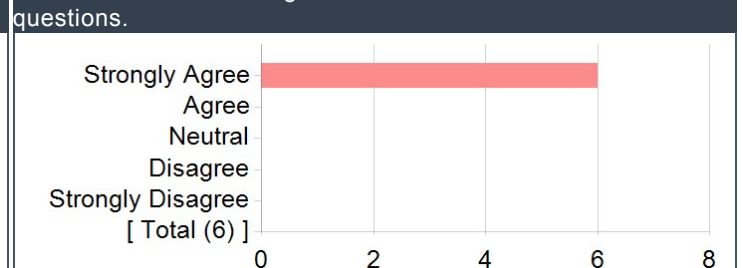
Options	Score	Count	Percentage
Strongly Agree	5	5	83.3%
Agree	4	1	16.7%
Neutral	3	0	0.0%
Disagree	2	0	0.0%
Strongly Disagree	1	0	0.0%
Statistics			Value
Mean			4.83
Standard Deviation			0.41

3. The instructor expressed ideas clearly.



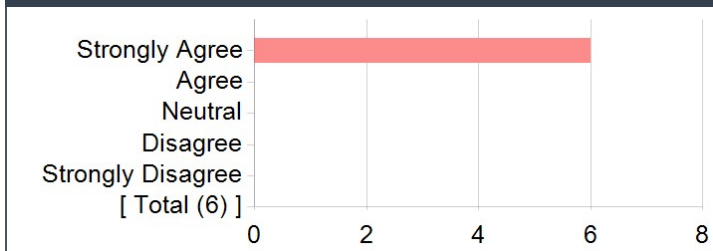
Options	Score	Count	Percentage
Strongly Agree	5	5	83.3%
Agree	4	0	0.0%
Neutral	3	0	0.0%
Disagree	2	1	16.7%
Strongly Disagree	1	0	0.0%
Statistics			Value
Mean			4.50
Standard Deviation			1.22

4. The instructor encouraged students to feel free to ask questions.



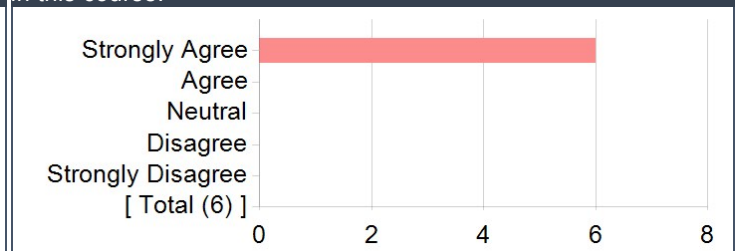
Options	Score	Count	Percentage
Strongly Agree	5	6	100.0%
Agree	4	0	0.0%
Neutral	3	0	0.0%
Disagree	2	0	0.0%
Strongly Disagree	1	0	0.0%
Statistics			Value
Mean			5.00
Standard Deviation			0.00

5. The instructor carefully answered questions raised by students.



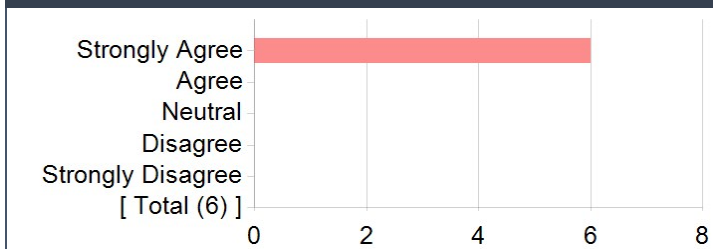
Options	Score	Count	Percentage
Strongly Agree	5	6	100.0%
Agree	4	0	0.0%
Neutral	3	0	0.0%
Disagree	2	0	0.0%
Strongly Disagree	1	0	0.0%
Statistics			Value
Mean			5.00
Standard Deviation			0.00

6. I received useful feedback from the instructor regarding my work in this course.



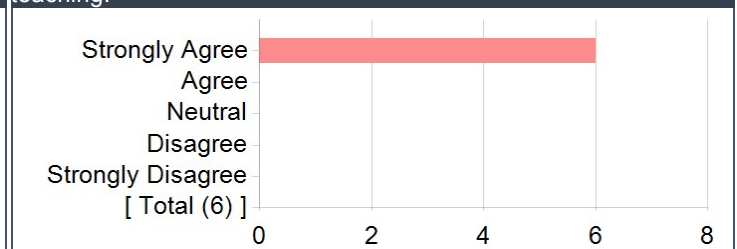
Options	Score	Count	Percentage
Strongly Agree	5	6	100.0%
Agree	4	0	0.0%
Neutral	3	0	0.0%
Disagree	2	0	0.0%
Strongly Disagree	1	0	0.0%
Statistics			Value
Mean			5.00
Standard Deviation			0.00

7. The instructor treated students with respect.



Options	Score	Count	Percentage
Strongly Agree	5	6	100.0%
Agree	4	0	0.0%
Neutral	3	0	0.0%
Disagree	2	0	0.0%
Strongly Disagree	1	0	0.0%
Statistics			Value
Mean			5.00
Standard Deviation			0.00

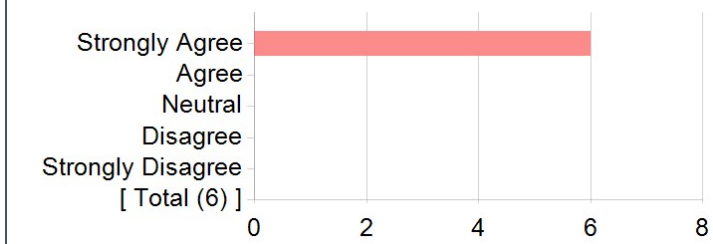
8. The instructor seemed genuinely interested in what they were teaching.



Options	Score	Count	Percentage
Strongly Agree	5	6	100.0%
Agree	4	0	0.0%
Neutral	3	0	0.0%
Disagree	2	0	0.0%
Strongly Disagree	1	0	0.0%
Statistics			Value
Mean			5.00
Standard Deviation			0.00

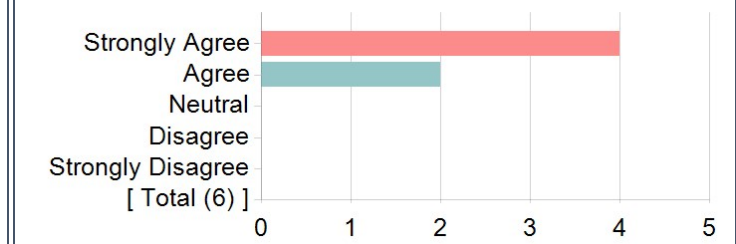
Questions about instructor (Brandon Conley) (continued)

9. The instructor was readily available for consultation with students during office hours or by appointment.



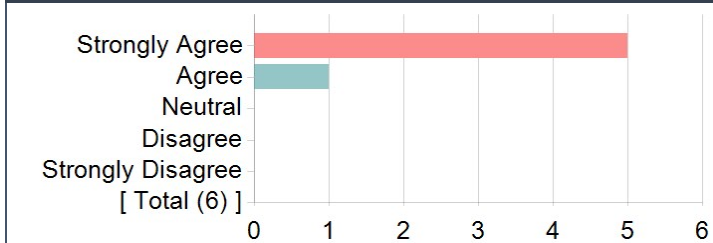
Options	Score	Count	Percentage
Strongly Agree	5	6	100.0%
Agree	4	0	0.0%
Neutral	3	0	0.0%
Disagree	2	0	0.0%
Strongly Disagree	1	0	0.0%
Statistics			Value
Mean			5.00
Standard Deviation			0.00

10. The instructor demonstrated applications of course material beyond the classroom.



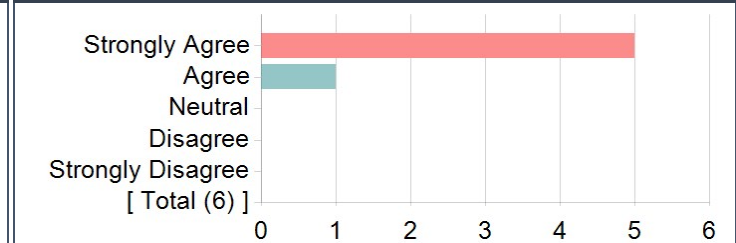
Options	Score	Count	Percentage
Strongly Agree	5	4	66.7%
Agree	4	2	33.3%
Neutral	3	0	0.0%
Disagree	2	0	0.0%
Strongly Disagree	1	0	0.0%
Statistics			Value
Mean			4.67
Standard Deviation			0.52

11. The instructor used online tools to improve learning in the course.



Options	Score	Count	Percentage
Strongly Agree	5	5	83.3%
Agree	4	1	16.7%
Neutral	3	0	0.0%
Disagree	2	0	0.0%
Strongly Disagree	1	0	0.0%
Statistics			Value
Mean			4.83
Standard Deviation			0.41

12. The instructor used online learning tools to improve teaching in the course.

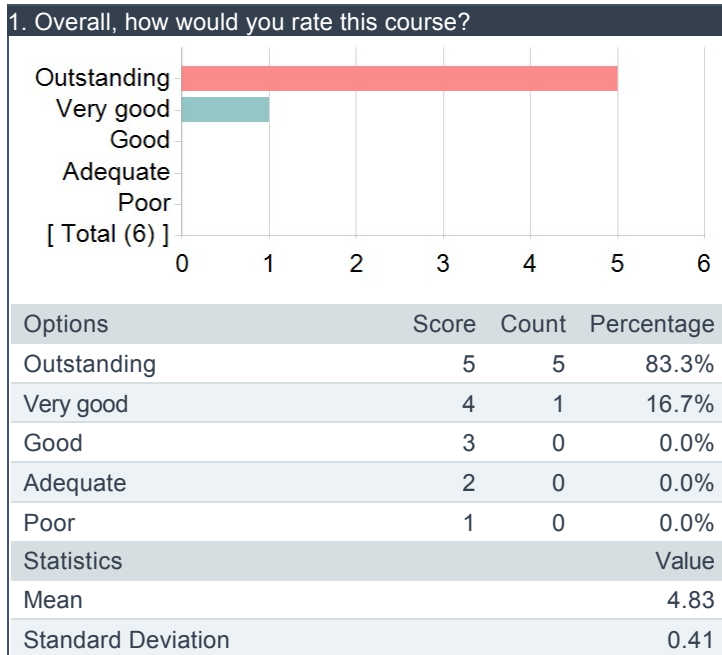


Options	Score	Count	Percentage
Strongly Agree	5	5	83.3%
Agree	4	1	16.7%
Neutral	3	0	0.0%
Disagree	2	0	0.0%
Strongly Disagree	1	0	0.0%
Statistics			Value
Mean			4.83
Standard Deviation			0.41

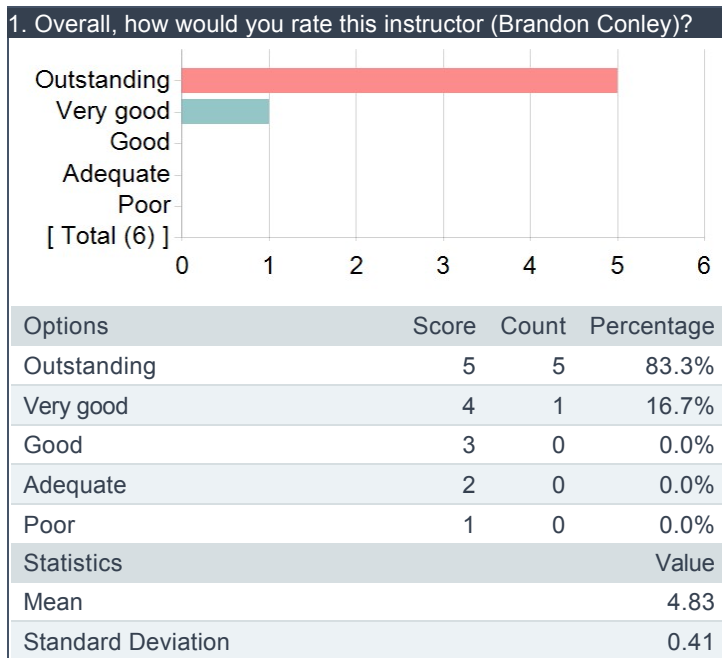
Questions about course

Overall	Value
Mean	4.90
Standard Deviation	0.37

Overall, how would you rate this course?

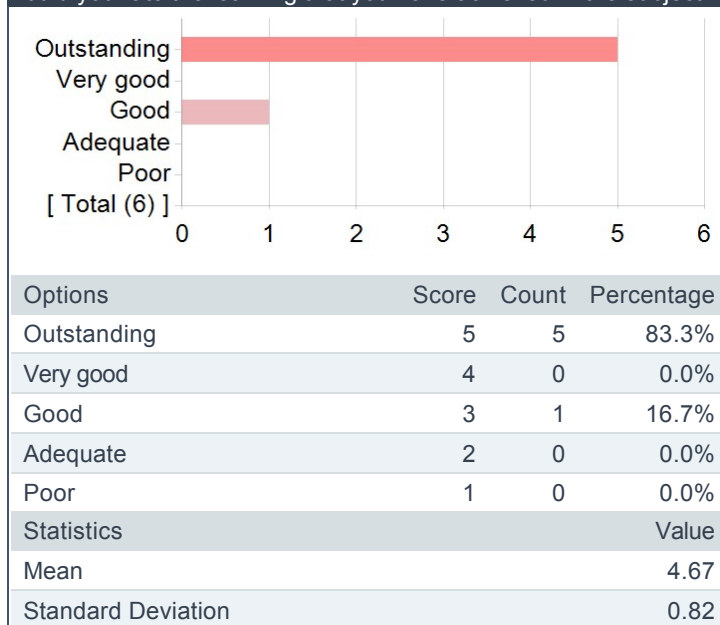


Overall, how would you rate this instructor (Brandon Conley)?



Relative to your knowledge at the beginning of this course, how would you rate the learning that you have achieved in the subject?

1. Relative to your knowledge at the beginning of this course, how would you rate the learning that you have achieved in the subject?



Additional Comments for Brandon Conley

Comments

Professor Conley was incredibly knowledgeable about the subject area; however, his lectures were very speedy and it was sometimes hard to keep up with what he was saying. Overall, I enjoyed the class and discovered new readings that I had not previously read in other philosophy classes. Thank you for a great semester, Professor!

Amazing professor! One of vcu's finest will be missed. Conley created a welcoming atmosphere with his use of participation points that always led to meaningful conversations. The only caveat is that the classes were long and quite tedious.

This was my favorite class this semester. I am sad to see Dr. Conley move on to another university because I would have loved to continue taking his classes.

Dr. Conley was kind and supportive of students and treated every student with respect.

The syllabus and schedule were clear, and Dr. Conley ensured that students were apprised of any changes or updates to the schedule.

Assignments were clearly defined and manageable to complete. Dr. Conley provided good feedback on them.

My main difficulty in the course was the length of the readings. I set aside a good amount of time to complete them, but generally found that I couldn't quite finish them before the class session. If this course were taught again and I were to attend it, I think I would like to see the readings somewhat condensed so that students could learn just as much without having to read such a large amount of content.

With that being said, however, I did enjoy the readings and felt that they were all very valuable in relation to the course content. Dr. Conley did a wonderful job explaining concepts from the readings and helping students understand anything that may be confusing.

I am very glad that I took this course and would recommended it, especially if Dr. Conley were the instructor.

I had Dr. Conley in a previous class during the Fall 2018 semester. Even after taking this class, I loved how Dr. Conley managed to keep such an engaging and thought-provoking classroom environment, which allowed for classroom discussion and debate. I've thoroughly enjoyed taking both of his classes, as well as diving into the various readings we've touched on for essays and homework assignments. He's an incredible professor, and I've sincerely enjoyed taking both of his classes.

